

Specification

Cambered Neon Series NNR18



▼ Features

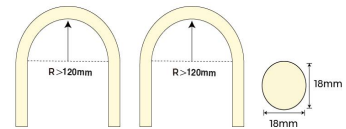


- ※ Light source: High luminous efficiency, LM80 test proved.
- ※ Process & Material: High light transmittance, food-grade environmental silicone material, integrated extrusion molding technology, High protection level.
- ※ Optical Design: Unique optical light distribution structure design, uniform lighting surface and no shadow.
- ※ Appearance Design: Compared with the traditional neon tube or PVC guardrail tube, the silicone material has good flexibility, the simple and stylish appearance, which is exquisite and unique.
- ※ Product Certification: UL, CE, ROHS.
- ※ Environmental Features: Resistance to saline solutions, acids & alkali, corrosive gases and UV.
- ※ Working/Storage Temperature: Ta:-30~55°C / 0°C ~ 60°C.
- ※ Life Span: 36000H, 3 years warranty .

▼ Product Application

- ※ 3-dimensional space styling
- ※ Indoor decorative lighting

▼ Product Bending Application



▼ Product's protective technology & structure size

IP65 Top outlet



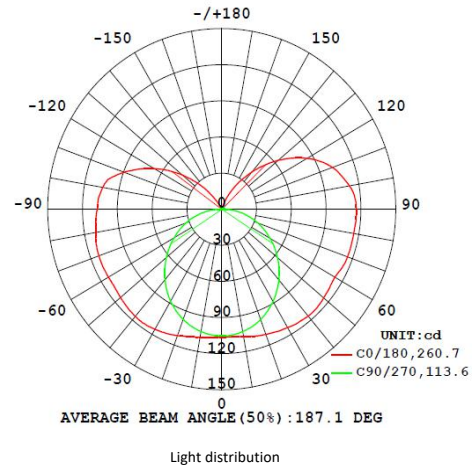
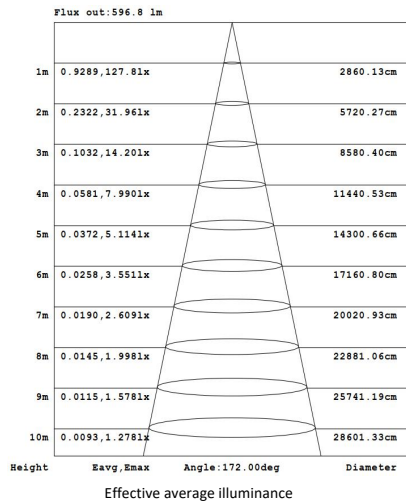
▼ **Basic Parameters**

Model	CCT/colors	CRI	Input voltage (V)	Rated current (A)	Rated power (w)	Lumens (LM)	Size (mm)	Max.length	Remark
NNR18-9XX 24CDN050CC0500-ESD	2300K	>95	24V	0.6	14.4	700	Φ18	5000mm	Arbitrary cutting
	2700K					700			
	3000K					800			
	4000K					800			
NNR18-0X 24CDN050CC0500-ESD	R 620-630nm	/	24V	0.6	14.4	/	Φ18	5000mm	no cutting
	G 525-530nm	/				/			
	B 465-470nm	/				/			
	Y 587-592nm	/				/			
NNR18-9LWNW 24CDN050CC0500-ESD	2300K~4000K	>90				850			

Note:

- 1、The above data is the testing result of 1M standard product;
- 2、The power and lumens of output data can be vary up to ±10%;
- 3、he above parameters are all typical values;

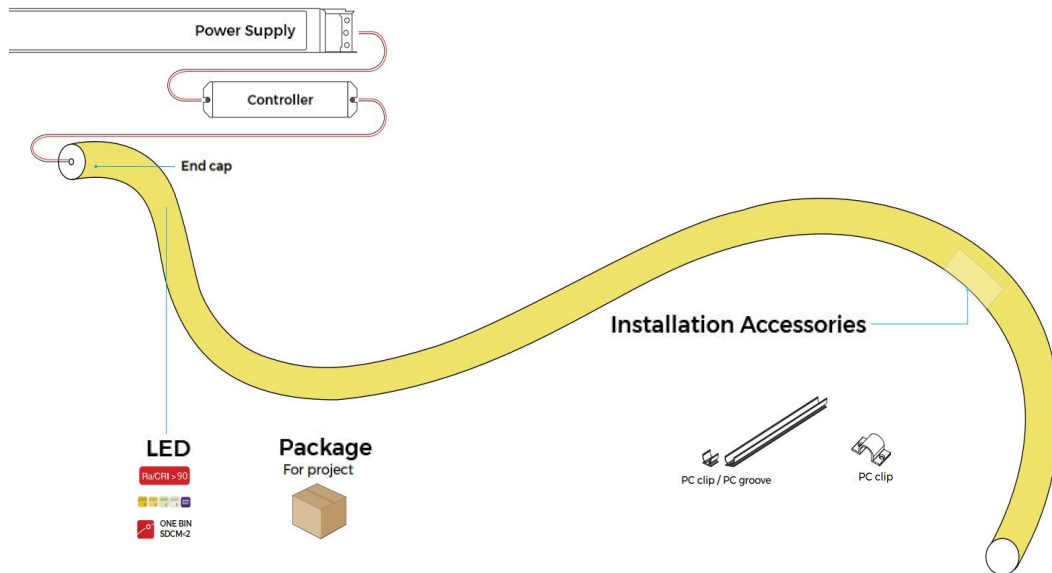
▼ **Light Distribution**



Note: The above data are based on the color temperature of 4000K monochrome. If you need other color IES files, please download the corresponding model from the IES database.



▼ Product System Solutions





▼ Accessory information

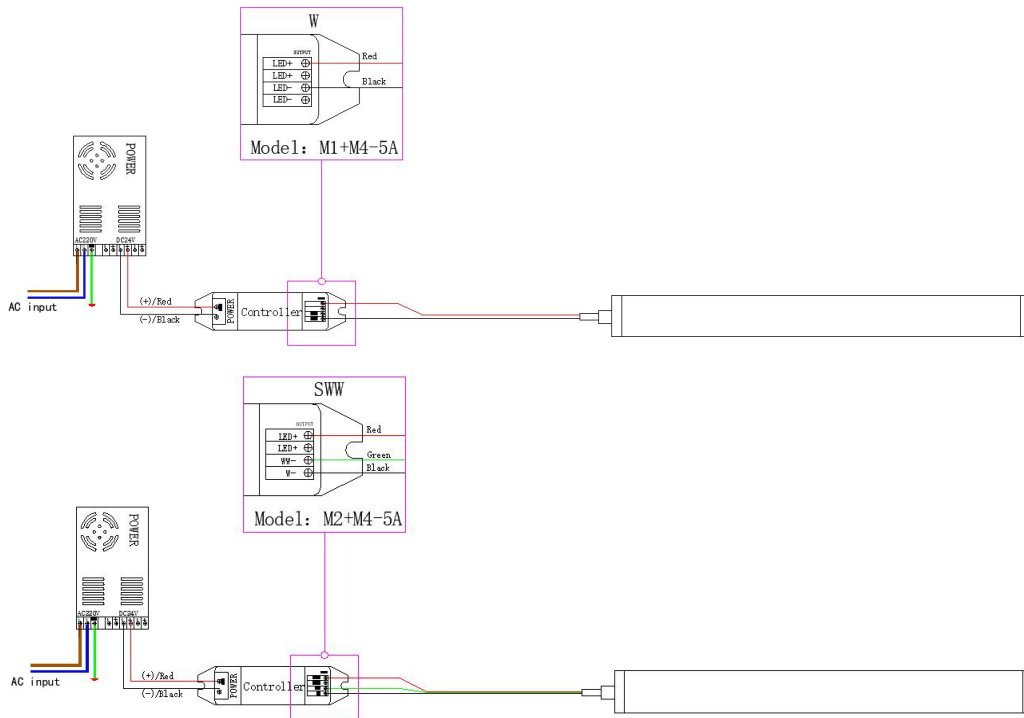
Name	Description	Image	Sectional size	Ordering code	Product quantity/case (PCS)	Product quantity/case (kg)	Net weight per box (kg)	Gross weight (kg)	Gross weight (mm)	Remark
PC carrier	Flat mounting PC groove			AS-NNR18P-1000	48	0.08	3.84	4.84	1180*125*115	Size: L1000*W19*H16.3mm, with screws
PC carrier	Flat mounting of PC clip			AS-NNR18P-60	200	0.008	1.6	1.8	250*250*150	Size: L60*W19*H16.3mm, with screws
PC carrier	Flat mounting of PC clip			AS-NNR18P1-25	200	0.005	1	1.2	250*250*150	Size: L25*W44.6*H20.8mm, with screws
connector	2PIN IP68 Waterproof connector		/	AS-FC-0001	512	0.016	8.192	9.5	365*365*190	Suitable for single color strip
connector	3PIN IP68 Waterproof connector		/	AS-FC-0002	512	0.018	9.216	10.2	365*365*190	Suitable for SWW strip



▼ Product Control System Solution

	Name	Model	Ordering code	Parameters	Dimming constant-voltage acceptor	Suitable products
	Single color dimming set	M1+M4-5A	23-01-00-0045	Operating voltage: 3VDC (Battery CR2032) Operating frequency: 433.92MHz Remote control distance: 30m Operating temperature: -30°C 55°C	Input voltage: 12-24VDC Maximum loaded current: 5A*4CH Max 20A Maximum loaded power:240W/480W(12V/24V) Operating temperature: -30°C 55°C Size: L170*W44*H30(mm) Package size: L228*W155*H32(mm)	White color strip
	CCT set	M2+M4-5A	23-01-00-0005	Operating voltage: 3VDC (Battery CR2032) Operating frequency: 433.92MHz Remote control distance: 30m Operating temperature: -30°C 55°C	Input voltage: 12-24VDC Maximum loaded current: 5A*4CH Max 20A Maximum loaded power:240W/480W(12V/24V) Operating temperature: -30°C 55°C Size: L170*W44*H30(mm) Package size: L228*W155*H32(mm)	SWW dual CCT LED strip

▼ Wiring Diagram



▼ **Installation Guidance**

Installation of clip

1. Use screws to fix the clips or carriers on the mounting position

⚠ Clip: 3 clips can be used for 1m;

Installation of carrier

1. When installing the LED strip, install it from both ends at the same time, installation from one direction is prohibited.

⚠ If the length of LED strip is over 2m, it is recommended to install by two persons.

2. Use tool to disassemble carefully, and do not pull the LED strip directly.

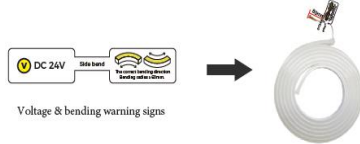
⚠ If the length of LED strip is over 2m, it is recommended to disassemble by two persons.



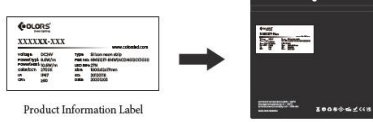
▼ Packaging Solutions

standard packaging

1. Line marking, the line marking is affixed at a distance of 80mm from the end of the line;



2. Put the product information label on the back of the static bag inside the marking line;



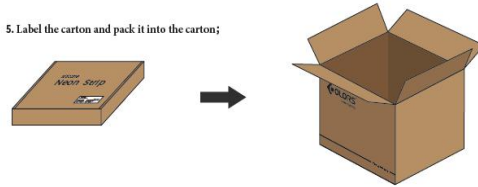
3. Put the light strip into an electrostatic bag, one roll per bag, and seal the bag;



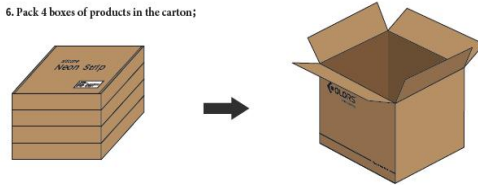
4. Put the product and manual in the box, and determine how many rolls of the product in a box according to the actual situation;



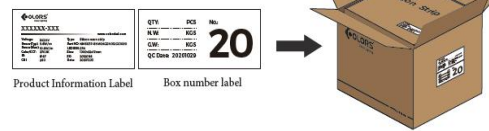
5. Label the carton and pack it into the carton;



6. Pack 4 boxes of products in the carton;



7. Put the product information label and the box number label on the side of the carton, and the QC inspection stamp;



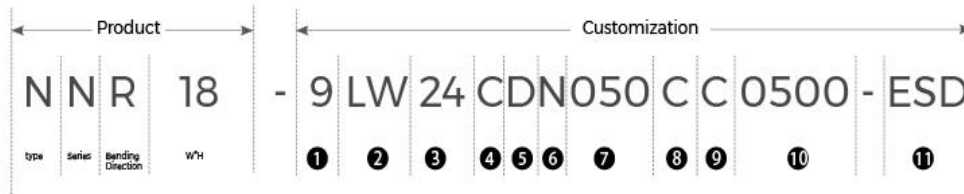
8. Use COLORS adhesive paper to seal the box and pack with packing tape, and the packaging is complete.



Model	Product size	Product Quantity/box	Product Quantity/case	Product net weight (kg)	Net weight per box (kg)	Gross weight (kg)	Carton size (M)
NNR18-9XX24CDN050CC0500-ESD	L5000*φ18mm	5M*3	60M	1.6	19.2	20.7	0.41*0.41*0.26M
NNR18-0X24CDN050CC0500-ESD	L5000*φ18mm	5M*3	60M	1.6	19.2	20.7	0.41*0.41*0.26M
NNR18-9LWNW24CDN050CC0500-ESD	L5000*φ18mm	5M*3	60M	1.6	19.2	20.7	0.41*0.41*0.26M



▼ **Ordering Code**



Simple steps, open to the outside world in an all-round way, customize personalized product

CRI	Code	1
RGB or colorful, no CRI	0	
CRI<80	7	
CRI>80	8	
CRI>90	9	

Silk Printing	Code	4
COLORS	C	
Neutral	N	
Customized	S	

COLORS	Code	8
COLORS	C	
Package for distributors	B	

CCT/color	Code	2
2200-2400K	LW	
2600-2800K	SW	
2800-3200K	WW	
3200-3800K	PW	
3800-4200K	NW	
4800-5200K	DW	
Red	R	
Green	G	
Blue	B	
Yellow	Y	
Adjustable CCT	SWW	
RGB	RGB	
RGBW	RGBW	
RGBX	RGBX	

Entry cable	Code	5
One end	S	
Dual-ends	D	
No	X	

Label Type	Code	9
COLORS	C	
Customized	S	

Wire Type	Code	6
PVC	N	
No wire	X	
Silicone wire	S	

Strip Length	Code	10
50m/reel	5000	
15m/reel	1500	
10m/reel	1000	
5m/reel	0500	

Wire Length	Code	7
50CM	050	
No wire	000	

Process type	Code	11
Technology	ESD	

Operating voltage	Code	3
DC12V	12	
DC24V	24	
DC48V	48	

Ordering example: NNR18-9LW24CDN050CC0500-ESD

360 Cambered Neon Series, Width * height: Φ18mm, CRI 95, CCT after glue: 2300K, DC24V, Brand silk printing, Two-end 50CM PVC wire, with brand name, 5m/roll packaging, IP65 End-Cap, Surface antistatic treatment



▼ Precautions

- Use a 24V DC isolated power supply to drive the neon lamp strip and the ripple wave of constant voltage source shall be less than 5%. It is not allowed to use RC voltage reduction or non-isolated power supply to drive the neon lamp strip.
- In actual applications, 20% of the power supply shall be kept (only 80% of the power is used) to guarantee that sufficient voltage is available to drive the product.
- Attention shall be paid to safe operation. After powering on, it is not allowed to touch the AC power supply to avoid an electric shock.
- Attention shall be paid to the positive and negative poles of the wires during installation and whether the power supply conforms to required voltages to avoid damages.
- Avoid scratching, distortion and irregular bending of the product during installation; otherwise it may cause irreparable damage to the product.
- Please do not bend the strip into an arc with a diameter less than 120mm to ensure the longevity and reliability, the bending diameter too small will damage the product itself.
- If the actual length of application exceeds the specified using length, it will lead to overload heating and uneven brightness.
- To keep the eyes from being harmed, try to avoid staring at the glowing side of the LED strip for a long time.
- Non-professionals are prohibited from installing, disassembling and repairing the product.
- Do not use any acid or alkaline adhesive to fix products (including not limited to glass cement, etc.)
- Product is not suitable for use in swimming pools and fountains.
- Please confirmed before usage as products of varied sizes show slight differences in their color under same color temperature due to their structural differences.
- Colored products are prohibited from cutting to avoid damage to the lamp body caused by improper operation.

