

PRO Series Specification

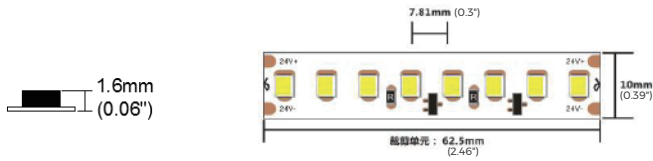
DS8128

24V-10mm



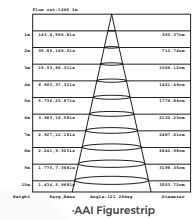
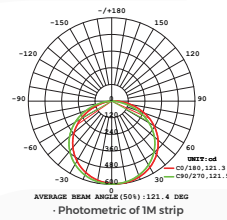
【General description】

- Bridgelux led integrated, High efficiency up to 155lm/w@4000K, CRI80+
- Constant current design, Same brightness from one end to another
- SDCM≤3, one Bin delivery, With life span over 60000H, 5 years warranty
- Ta: -25~40°C; Tc: 75°C (max)



【Dimension】

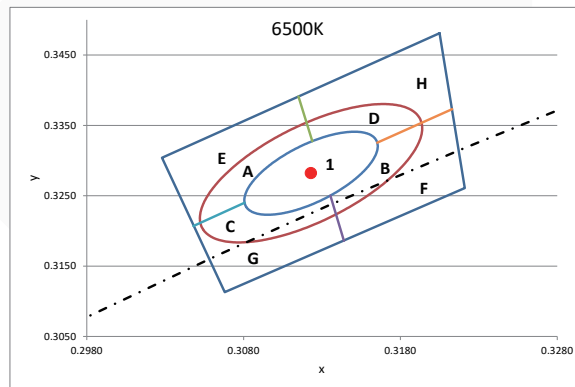
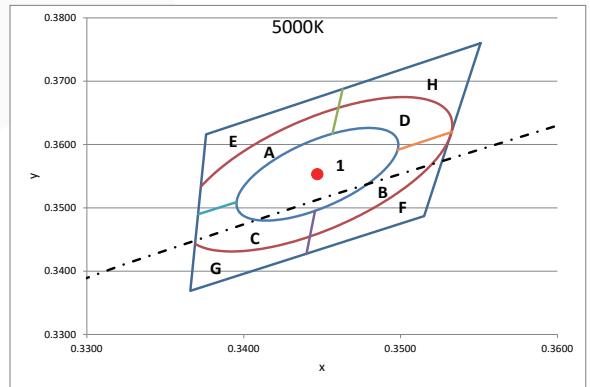
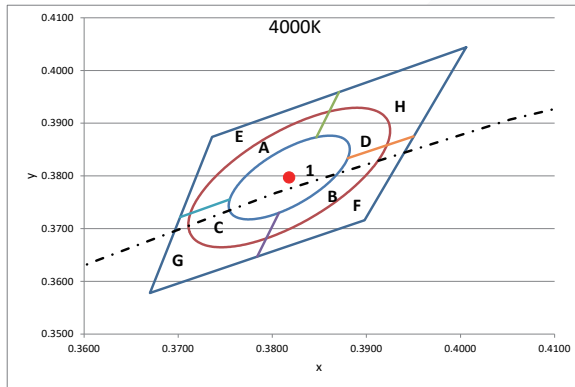
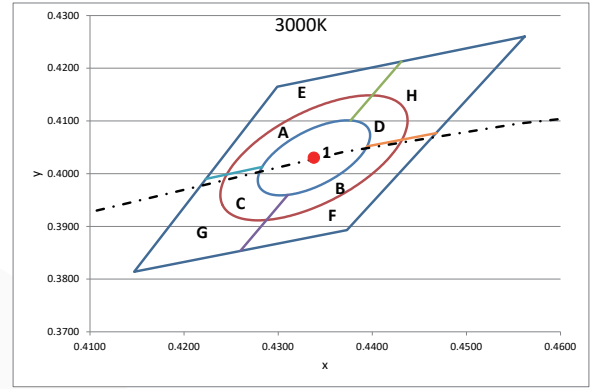
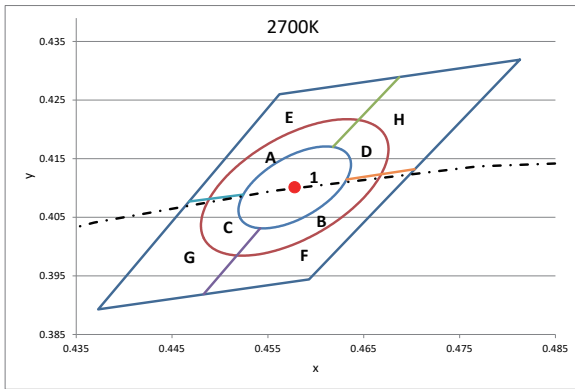
- | | |
|------------------------------------|-----------------------------------|
| Input voltage: DC24V | Max.length: 5000mm(16.4') |
| CRI: 80/90 | Cutting unit: 8leds/62.5mm(2.46") |
| Max.power: 14W(1m) | LED pitch: 7.81mm(0.3") |
| Power range: 11.6~14W(1m) | Min. bend diameter: Φ60mm(2.36") |
| Rated current: 0.53A(1m) /2.5A(5m) | Mounting: 3M tape |
| Typical Power: 12.7W(1m) /60W(5m) | Copper foil: 3oz |
| tape IP: IP20/IP65 | |
| On-off times: 10000 (test times) | |
| Warranty: 5years | |
| (Warranty is based on indoor use) | |



【Photo-electric Parameters】

CRI	Color	CCT	Lumen(lm/m)	Lumen(lm/ft)	lm/W	ErP 2019
Ra>80	SW	2700K	1790	545	141	E
Ra>80	WW	3000K	1890	575	149	D
Ra>80	NW	4000K	1970	600	155	D
Ra>80	DW	5000K	1970	600	155	D
Ra>80	W	6500K	1890	575	149	D
Ra>90	SW	2700K	1390	420	109	F
Ra>90	WW	3000K	1460	445	115	F
Ra>90	NW	4000K	1530	465	120	E
Ra>90	DW	5000K	1530	465	120	E
Ra>90	W	6500K	1460	445	115	F




- 1.The tolerance of output data can be vary up to 15%.
- 2.the output data tested according to IES TM-30-15.
- 3.the output data is based on IP20/1merter, data of 5m in only for reference.
- 4.IP protection process leads changes to size, CCT and luminous flux.



[Electronic & output data]

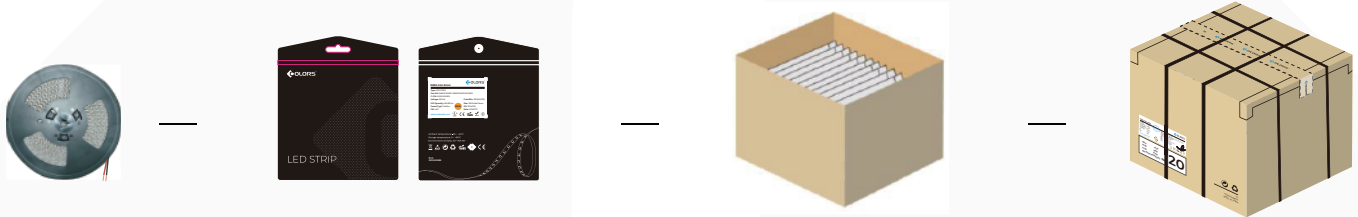
IP Process	Picture	Picture description	Size	optional CCT/color for finished product	lumen output rate
NO	 NO/IP20	No proof	10mm*1.6mm	2700K/3000K/4000K/6500K	100%
NA	 NANO/IP65	Nano-proof	10mm*1.7mm	2700K/3000K/4000K/6500K	98%

【Accessories Information】

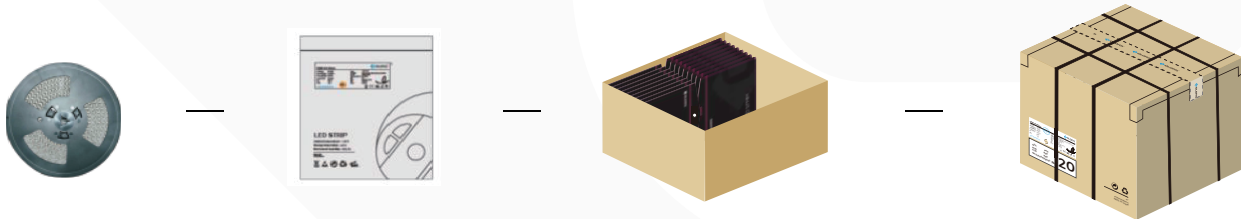
Name	Picture	Code	coding	description
Connector for FPC and FPC		81-01-000002-000038	CBB210-NOTA	10MM-2P solder-free connector (board-to board)\ suitable for bare board 10mm width strip light
Connector for wire and FPC		81-01-000002-000039	CXB210-NOTA	10MM-2P solderless connector(wire to board)\ Compatible with 20&22AWG wire\20#(6A);22#(4A)\ Applicable to bare board 10mm width lamp strip
L-connector for FPC and FPC		81-01-000002-000053	CBBL210-NOTA	10MM-2P solderless (L) connectors (board-to board)\ for bare board 10mm width light strip

【Packing】

Colors brand package



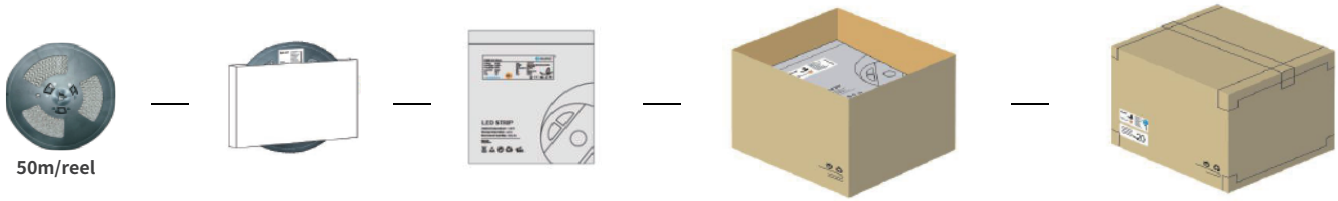
General customized package



IP Process	Product size(mm)	Product quantity (m/reel)	Product quantity (m/case)	Product net weight(kg)	Net weight per box(kg)	Gross weight(kg)	Package size (cm)
NO	5000*10*1.6	5	250	0.122	6.1	7.015	41*41*26
NA	5000*10*1.7	5	250	0.124	6.2	7.13	41*41*26

Remark: data with 10% tolerance

· Engineering packaging of NO(IP20)/NA(IP65).



IP Process	Product size(mm)	Product quantity (m/reel)	Product quantity (m/case)	Product net weight(kg)	Net weight per box(kg)	Gross weight(kg)	Package size (cm)
NO	50000*10*1.5	50	500	1.22	12.2	14.03	41*41*26
NA	50000*10*1.6	50	500	1.24	12.4	14.26	41*41*26

Remark:data with 10% tolerance

【Precautions】

- Please drive the led strip with 24VDC isolated power, and the ripple of the constant voltage source should be less than 5%.
- Please do not bend the strip into an arc with a diameter less than 60mm to ensure the longevity and reliability.
- Do not fold it in case any damage of LED beads.
- Do not pull the power wire hard to ensure the longevity. Any Crash may damage the LED light is prohibited.
- Please make sure the wire is connected to the anode and cathode correctly. The power output should be consistent with the voltage of the strip to avoid damage.
- LED lights should be stored in dry, sealed environment. Please only unpack it before usage. Ambient temperature: -25°C~40°C.Storage temperature: 0°C~60°C.Please use the strips without waterproof within indoor environment with humidity less than 70%.
- Please be careful during operation. Do not touch the AC power supply in case of electric shock.
- Please leave at least 20% power for the power supply during using to ensure there is enough power supply to drive the product.
- Do not use any acid or alkaline adhesives to fix the product (e.g.: glass cement).
- Do not scratch the product when IP process of the product is NA. Ultraviolet rays will damage the nano-layers on the product and seriously affect the life of the product.