

Linear Specification

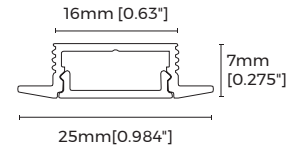
# BE2507

—ALS-L series



## 【Basic Parameters】

- Material:AL6063-T5,spraying surface/anodizing
- Coating:Silver anodized(RAL9006),Black(RAL9005), White(RAL9003)
- Length:2500mm/0-2500mm customizable (Other lengths on request)
- Application: Indoor
- Installation:Recessed
- IP grade:IP20
- Certification:ROHS、 Reach
- Warranty:5 years



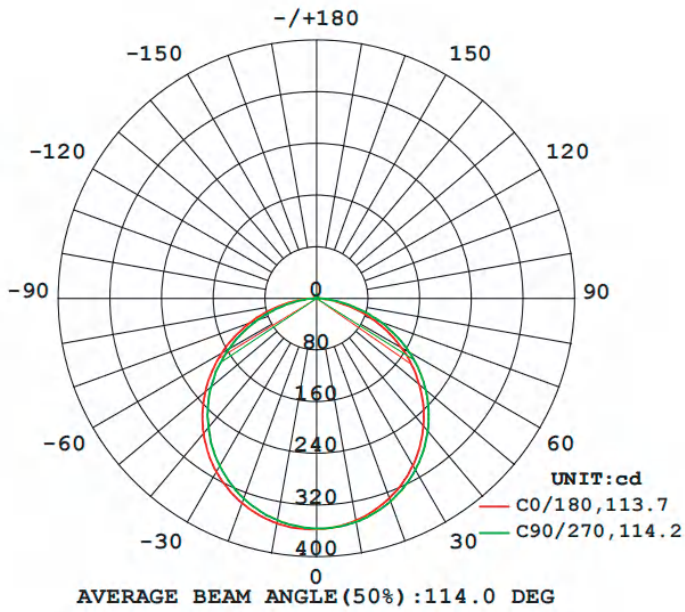
## 【Luminaire Parameters】

Version	Model	Length	Input Voltage (V)	Max. Current (A/m)	Type Power (W/m)	Max. Power (W/m)	CRI	CCT	Lumen (LM/m)
Regular	BE2507	1000mm (3.28ft)	24	0.625 (0.19A/ft)	15 (4.57W/ft)	16.5 (5W/ft)	>90	2700K	960 (290LM/ft)
								3000K	1010 (310LM/ft)
								4000K	1050 (320LM/ft)
								6000K	1010 (310LM/ft)

Note:

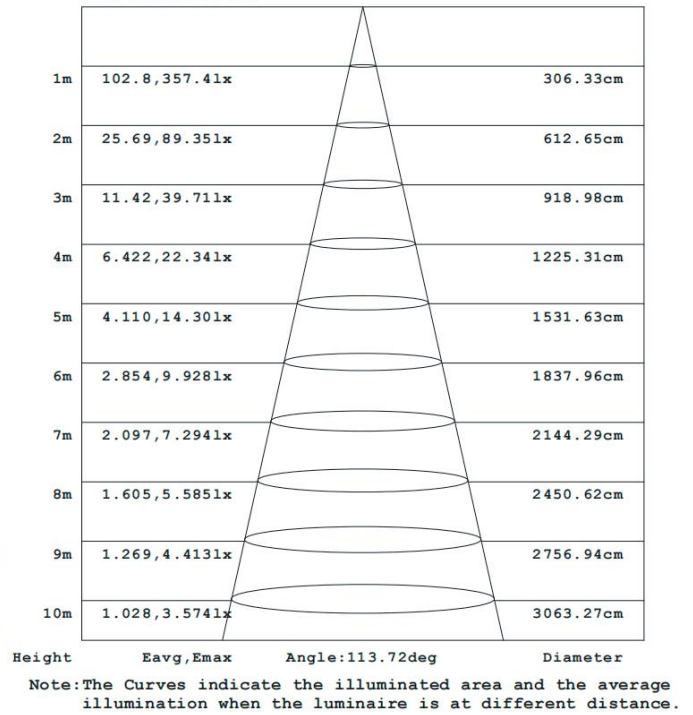
1. The above parameters were tested based on TM standard products and D6280-24V-8mm light source ;
2. luminous flux is allowed to have a  $\pm 10\%$  error range;
3. The above parameters are typical values.

## [Optical Parameter]



luminous intensity distribution diagram

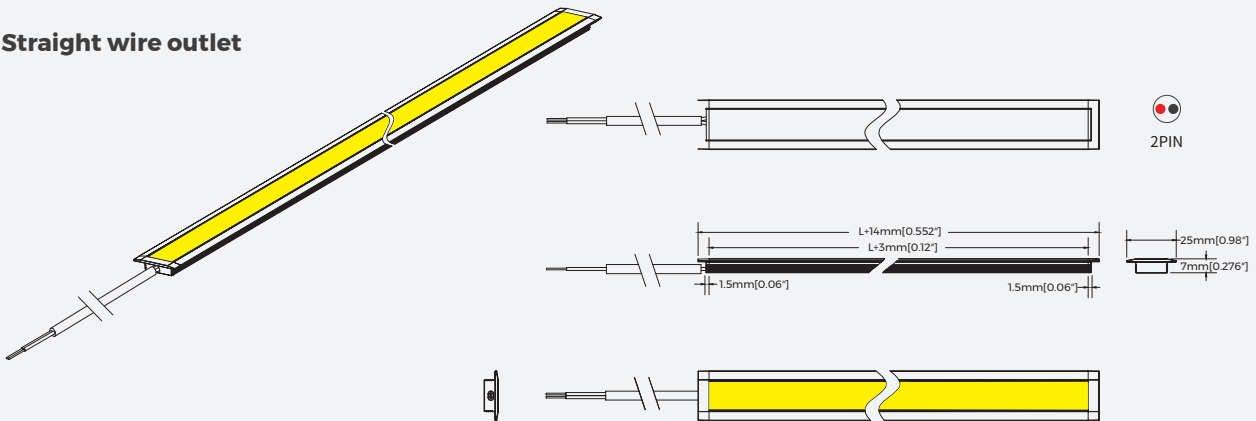
Flux out: 765.4 lm



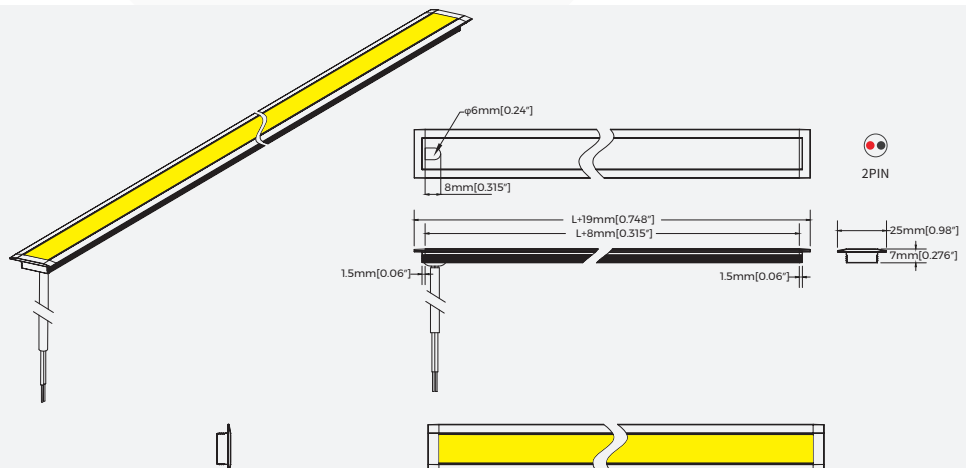
AAI Figure

## [Product mechanical data]

### • Straight wire outlet




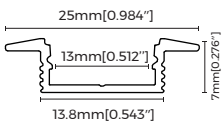

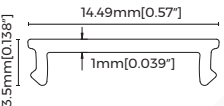

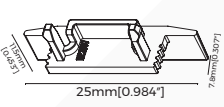

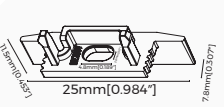

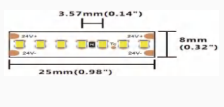
### • Bottom wire outlet



## [Application]



## [Product Accessories Information]

Picture	Section size	Name	Description	Model	Note
		Profile	Material:AL6063-T5 Surface processing:Anodizing Size:L2500*W25*H7mm [Inch size:L98.425**W0.984**H0.276"]	PR-BE2507	/
		Cover	Material: PC Light transmittance:>60% Size: L2500*W14.49*H3.5mm [Inch size:L98.425**W0.57**H0.138"] PC feature:The diffuser will extend (shrink) 0.8mm/m when the temperature raises (drops) 10°C.	CV-BE2507	/
		End cap	Size:L25*W7.8*H11.5mm [Inch size:L0.984**W0.307**H0.453"]	EC-BE2507	/
		End cap with hole	Size:L25*W7.8*H11.5mm [Inch size:L0.984**W0.307**H0.453"] Hole size:4.8*2.8mm [Hole inch size:0.189**0.11"]	EC-BE2507	/
		FPC strip	Material:FPC CCT:2700/3000/4000/6000K; CRI>90;Voltage:24V; Power:15W/m; Lumen:1650Lm/m; Width:8mm; Minimum cutting unit:25mm;	D6280-24V-8mm	/

## [Packing]

### • Standard single-packed

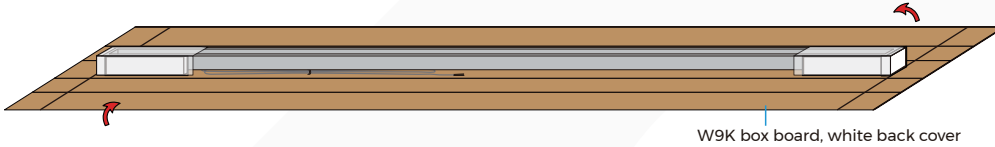
1. Tightly twine and fix the magnetic end caps and profile with wrapping film to prevent plastic end caps from displacement and crush, and sheathe the luminaire with PE tube.



2. Put the product upside down on 15m thick poly-foam and stuff 22mm thick poly-foam at two ends, surround the sides with poly-foam and bundle it with wrapping film.



3. Then put it upside down onto a 3mm thick W9K box board, and fold the board to wrap the product.



4. Seal the edge with tape and paste the product information label.



5. Place the packed white boxes in bundles as per standard quantity and requirements. Stuff the two ends with paper sheath and bundle them with wrapping film.



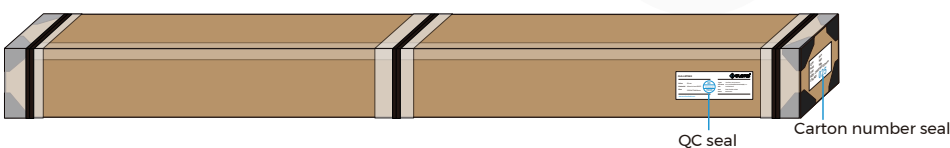
6. Place the bundled product on carton board with creasing cuts and wrap it.



7. Seal the carton and sheathe it with protective corners and wrapping film to finish the package.



8. Label and stamp QC and carton number seals (COLORS label, quantity, net and gross weight label)



## [Packing]

### • Standard carton-packed

1. Stuff 0.7mm thick poly-foam in between profiles, several pieces a layer, a layer a bundle.



2. Place the bundles onto carton board as per specified number and layers.



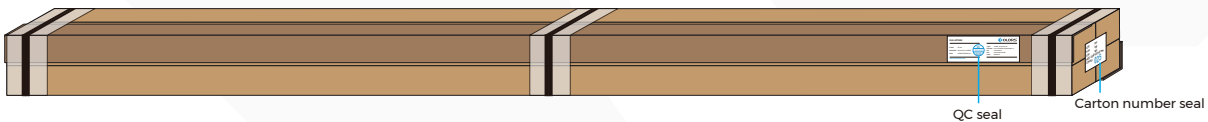
3. Wrap paper sheath around both ends, fill 30mm thick poly-foam into the sheath, and bundle it with wrapping film.



4. Place the bundled product on carton board with creasing cuts and wrap it, then seal with wide tape.



5. If many profiles to be packed, bundle the above each four packed bundles together and sheathe them with two L-shaped protective corners (bend-proof), twine with wrapping film and label.



If a few profiles to be packed, directly sheathe the packed bundle with two L-shaped protective corners (bend-proof), twine with wrapping film and label.



## **[Packing]**

<b>Model</b>	<b>Dimension (mm)</b>	<b>Quantity /box</b>	<b>Quantity /carton</b>	<b>NW (kg)</b>	<b>NW /carton/(kg)</b>	<b>GW (kg)</b>	<b>Carton size (mm)</b>
ALS-BE2507FDXSS2500-DC	2500*25*7 [98.43"*0.98"*0.3"]	1	25	0.4	10	12	2600*230*180 [102"*9"*7"]
ALS-BE2507FDXSS2500-BC	2500*25*7 [98.43"*0.98"*0.3"]	1	1	0.4	0.4	1	2600*40*30 [102"*1.6"*1.2"]

## **[Attentions]**

- 1、 Non-professionals are prohibited from installing, disassembling and repairing the product.
- 2、 Avoid scratching, distortion and irregular bending of the product during installation; otherwise it may cause irreparable damage to the product.
- 3、 Please use professional cutting tools when cutting
- 4、 Do not use any acid or alkaline adhesive to fix products
- 5、 The product is only suitable for indoor dry places, can not be used in outdoor, seaside or wet environment.
- 6、 PC features: Each 10°C rise or drop will make diffuser extend or shrink 0.8mm/m, please confirm before processing and use